











# St Oliver Plunkett Primary School

## Medium Term Planning

Area of Learning: Literacy- Reading

Year Group: One

Autumn 2

Learning Intentions	Content / Activities	Resources / ICT	Monitoring / Evaluation Assessment
<p>The children will be able to:-</p> <p><b>Listen to a range of stories, poems and non-fiction texts read to them by adults/ other pupils</b></p> <p><u>Shared Reading</u></p> <p><b>Select and use books for a specific purpose</b></p> <p><b>Share a range of books with adults/ other pupils</b></p> <p><u>Big Book</u></p> <p><b>Develop concepts of print</b></p> <p><b>Know how to handle and care for books</b></p> <p><b>Understand and use some language associated with big books</b></p> <p><b>Develop auditory discrimination and memory</b></p> <p><b>Develop visual discrimination and memory</b></p>	<p>Teacher will give pupils the opportunity to choose a book from a familiar selection, on a daily basis. On one day a week children will have the opportunity to freely choose a book from the school library</p> <p>Teacher will introduce concepts of print with the whole class, on a daily basis, using a Big Book, and also shared books – focusing on:</p> <ul style="list-style-type: none"> <li> The Title</li> <li> Cover/Front/Back</li> <li> Pictures</li> <li> Left to right orientation</li> <li> Turning Pages</li> <li> Retell the story</li> <li> Blurb</li> <li> Author/Illustrator</li> </ul>	<p>Nursery Rhymes Seasonal poems/ Rhymes</p> <p>Selection of Shared Reading books.</p> <p>Library books.</p> <p><u>Big Books:</u> Walking Through The Jungle Where’s My Teddy? I Looked Through My Window Hungry Monster The Christmas Story</p>	<p>Teacher observation</p> <p>Questioning</p> <p>Weekly Observations/ assessments</p> <ul style="list-style-type: none"> <li> phonics,</li> <li> keywords</li> </ul> <p>(See weekly plans)</p> <p>Running Records when appropriate</p> <p>Peer assessment Self assessment (See weekly plans)</p> <p>Individual Targets – see topic books</p> <p>Apple Tv</p>

**Sequence stories in reasonable detail using appropriate language**

**Activities relating to Big Book**

- Understand and use some language associated with big books.
- Begin to develop auditory discrimination and memory.
- Begin to develop visual discrimination and memory.
- Sequence stories using appropriate language.
- Talk about and draw/paint characters (teacher writes accompanying captions)
- Dramatise story (using puppets)
- Cut and stick pictures where appropriate
- Tracing where appropriate
- Make a big book or frieze to accompany the story  
Encourage children to join in 'reading' phrases in the Big Book.

**Guided Reading**

**Build on knowledge of Oxford Reading Tree characters**

**Continue Stage 1 Oxford Reading Tree to Group 1**

- Continue stage 1 ORT(non-text books) to Group 1
- Continue matching characters to name

Kipper stories  
Matching characters to name  
Stage 1 picture books  
Oxford Reading Tree Children's Booklet

Comet Activities

To develop skills in:

- Active listening
- Concentration/ memory
- Sequencing
- Visual Discrimination
- Syllable Awareness
- Rhyme
- Phoneme Awareness
- Phonic Awareness

Other Reading Activities

Understand the purpose of and use of environmental print

- Introduce COMET games where appropriate
- Picture Lotto
- Jigsaws
- Matching pairs
- Free play with puppets and theatre

Children are encouraged to recognise captions, labels in house corner, and around school.

COMET Folder

ICT:

The Living Books (Apple TV)  
Read with Biff, Chip and Kipper  
Cbeebies website/ stories  
Starfall website/ App  
iPads: Starfall, Oxford Owl,  
Nursery Rhyme  
IWB- Nursery Rhyme Time, Dr.  
Seuss ABC'S.  
Listening centre – Range of stories  
Seesaw  
Chatter Pix  
Incorporate importance of Cyber  
Tiger

Evaluation: